

Safe, convenient and value maintaining:
Böckmann – Trailers for professionals.



Van trailers





FIRST CLASS TRANSPORT




All van trailers look the same.

The Böckmann range of van trailers at a glance.


Plywood boxes, Box trailers

	An overview of the twin axle models in the KT series:	Page 4
	An overview of the single axle models from the KT series:	Page 5
	An overview of the KT series with aluminium cover and loading ramp:	Page 6
	An overview of the KT series with 4000mm internal length:	Page 7

Plywood boxes, platform trailers

	An overview of the KH series:	Page 8-9
--	-------------------------------	--------------------

Refrigerated trailers, Box trailers

	An overview of the KK series:	Page 10-11
--	-------------------------------	----------------------

Range of accessories

WCFplus chassis:	Page 12-17
Special equipment:	
Other original Böckmann accessories:	
An overview of original Böckmann accessories:	

Technical data	Page 18
-----------------------	-------------------

Böckmann: Trailers for professionals.

From the aerodynamic polyester roof with spoiler and robust box structure manufactured from plywood sidewalls, to the automatic jockey wheel fitted as standard on all twin axle models: All Böckmann trailers have many different de-



Innovation from tradition In Lastrup in Lower Saxony, more than 300 employees have always coupled solid craftsmanship with modern production technology to achieve professional "made in Lastrup" quality – since 1956.

tailed solutions and innovations. Another feature that makes your Böckmann van trailer a genuine professional trailer: The stable design. All models have a particularly durability. Ideal for all lightweight and heavy-duty daily


transport tasks. Advantages that benefit Böckmann users all over the world – and that applies not only for our van trailers.

As the market leader in Germany and one of the leading brands in Europe, Böckmann has enjoyed success in the "supreme discipline" of horse trailer construction for more than 60 years. Knowledge and innovative working methods from horse trailer construction have always been used to develop products in the passenger vehicle trailer segment. Consistent customer service is always the main focus. Solutions developed in this way will accommodate your needs in daily use. Benefit from a high degree of functionality, impressive handling, maximum security and an outstanding price-performance ratio. The design leaves nothing to be desired either. Of course, you should see for yourself by reading the following pages and then visiting your nearest friendly and competent Böckmann dealer, who will gladly advise you!

Until you take a closer look!

Pay attention to the details.
They are worth a comparison!

More Convenient



Automatic jockey wheel

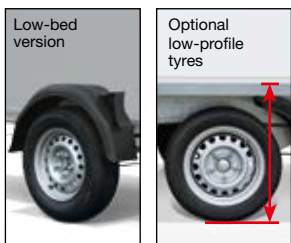
The wheel automatically folds up when the trailer is cranked up (KT models and KK models, single axle with standard jockey wheel)



High internal height

Standing heights of up to 2020mm ensure comfortable transport and plenty of space

(KT and KK models up to 2020mm, KH models up to 1970mm)



Low loading height

Low-bed version or optional low-profile tyres on platform trailers

More Practical



Robust tail gate

Solid steel tail gate ensures optimum stability for heavy loads



Minimum sill

Protects the transported goods against damage during loading and unloading



Interior lighting

The interior lighting at the rear ensures effective illumination of the interior, also at night (except for KK models and KT-K models)

Longer-lasting




Sealing

Interior and exterior rubber seals on the doors and sealing of the entire superstructure protect against moisture



V-drawbar **chassis**

The V-drawbar bolted directly to the frame and a bolted chassis ensure extra driving comfort (V-drawbar fitted as standard on twin axle models)



Corners **Crossbeams**

The aluminium corners bolted to the frame and full-length steel crossbeams ensure a high level of torsional rigidity

Safer



Polyester roof

Opaque design prevents bleaching of the load; a rain gutter keeps the wet out



Lashing rings

Up to 14 lashing rings permit optimum fixture of the load (Number of lashing rings depends on the model and internal length, maximum traction force of 250kg)

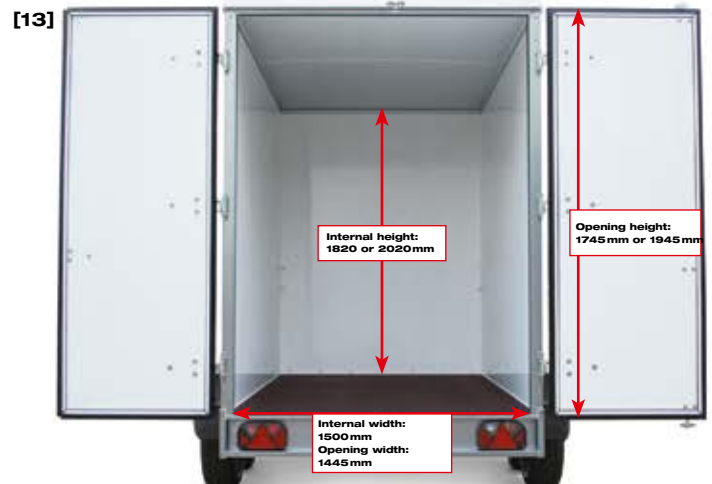
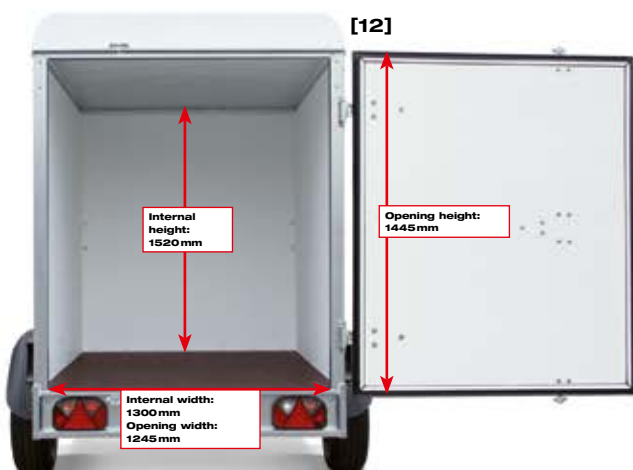


Espagnolette

Solid espagnolette made of aluminium square tubing with robust plastic handle for safe, convenient opening and closing

Simply practical.

Whether you choose a single axle or twin axle model, original Böckmann van trailers will always provide reliable transport. The van trailer models from the KT series in particular are characterised by a robust frame made of double-web aluminium profiles and multi-bonded white or grey plastic-lined plywood body (models with an internal height above 2000mm are only available with a white body). The plywood sidewalls are ideal for mounting equipment or fitting shelves. Simply eye-catching: All plywood van trailers are fitted with a high-quality polyester roof with spoiler.



For anyone who wants that little bit more: Van trailer models are available with an internal height of 1520, 1820 or 2020mm, depending on the relevant transport task. All models with a width of 1300mm (opening width 1245mm) and an inner height of 1520mm are fitted with a 1-wing door, all models with an inner height of 1520, 1820 or 2020mm and a width of 1500mm (opening width 1445mm) are fitted with a 2-wing door.



Illustration: **KT series**
Plywood van trailer, single axle model, braked

Basic equipment for plywood boxes, Box trailers (single axle and twin axle)

Chassis construction

- Stable frame construction made from double-web aluminium profiles [1]
- Low-bed version provides a low loading height
- Two crossbeams (from KT 2113/135) or three crossbeams (from KT 3015) for a high degree of stability, suitable for large payloads
- Solid bolted drawpipe (single axle models, except KT 3015) [2]
- Solid, type-tested V-drawbar bolted securely to the frame construction (KT 3015 and twin axle models) – for outstanding driving stability, quick and inexpensive to replace whenever necessary [3]
- Stable jockey wheel (single axle models) [4]
- Solid automatic jockey wheel for cranking up the trailer quickly and conveniently (twin axle models) [5]
- Maintenance-free rubber axle with individual wheel suspension [6]
- Large safety lights with integrated rear fog light – the stable crossbeam provides effective protection for the lights [7]
- Impact-resistant, recyclable plastic mudguard with wheel chock [8]
- Large tyres [9]

Body construction

- Multi-bonded, laminated white or grey plywood box – robust, weatherproof and colour-fast (can only be covered with special foil) [10]
- Interior lighting for effective illumination, also at night
- Elegant polyester roof with spoiler (KT 2113 to KT 3015) [11]
- Inner height of 1520 mm, 1820 mm or 2020 mm
- 1-wing door [12] (all models with an inner height of 1520 mm and a width of 1300 mm), 2-wing door [13] (all models with an inner height of 1520 mm, 1820 mm or 2020 mm and a width of 1500 mm), with espagnolette lock [14], hinges and rubber seals [15]
- Stable, non-slip screen printed floor – multi-bonded and waterproof [16]
- Solid lashing rings (KT 2113, KT 2513 with 4 lashing rings, KT 3015 with 6 lashing rings) bolted securely to screen printed floor board, maximum traction force of 250 kg
- 2 robust manoeuvre handles [17]

Accessories

Refer to pages 16-17 to view a comprehensive range of original Böckmann accessories.

Loading has never been easier:
An optional loading ramp (accessory that includes lifting device and compensation plate) can be installed instead of a wing door. Three available surface coverings ensure convenient, non-slip loading (accessories).




Corrugated aluminium panel



Rubber lining



Silicone coating



Sophisticated down to the finest detail:

The aerodynamic polyester roof with spoiler [11] makes every plywood van trailer a real eye-catcher (up to a length of 3015 mm). The internal and external rubber seals [15] on the wing doors provide a watertight seal. Ideal protection against moisture.

A shining alternative:
Böckmann offers a large selection of aluminium Box trailers with different sidewall heights and lockable aluminium covers – ideal for anyone who is searching for a compact transport solution and wishes to protect their transport goods from all weather conditions, as well as unauthorised access. Curious to know more? Read our latest Böckmann brochure for more information. Just call us to order your free copy: +49(0)4472/895-0



An overview of model variants

Plywood van trailers, single axle (Box trailers)	
L x W x H (mm)	Total weight (kg)
2100 x 1300 x 1520	750/1350
2515 x 1300 x 1520	1350/1500
2515 x 1300 x 2020	1350
3015 x 1500 x 1520	1350/1500
3015 x 1500 x 1820	1350/1500
3015 x 1500 x 2020	1350
Plywood van trailers, twin axle models (Box trailers)	
L x W x H (mm)	Total weight (kg)
2515 x 1300 x 1520	2000
2515 x 1300 x 2020	2000
3015 x 1500 x 1820	2000/2700
3015 x 1500 x 2020	2000/2700

See page 18 for additional technical data and the exact model designation. Your kind and competent Böckmann partner will gladly advise you.

Simply inviting.

The compact single axle plywood van trailer with non-slip loading ramp and aluminium cover that can be raised enable convenient loading and unloading at all times without having to bend over. This model is ideal for transporting different kinds of vehicles such as motorbikes, quad bikes and ride-on lawnmowers. The proven frame construction manufactured from stable double-web aluminium profiles and multi-bonded white or grey plastic laminated plywood body also offer you maximum stability and an extended durability.

*Illustration: KT 2513/135 K
Plywood van trailer with loading
ramp and raised aluminium
cover, single axle model,
braked*



Raising the roof:
The raised aluminium cover can increase the opening area for loading and unloading from 1690mm to 2480mm. For convenient access to the interior.

The models from the KT series are available with a white or grey body (models with an inner height of 2000mm or more only available with white body).

Basic equipment of plywood boxes, KT 2513/135 K

Chassis construction

- Stable frame construction made from double-web aluminium profiles [1]
- Low-bed version provides a low loading height
- Two crossbeams for a high degree of stability, suitable for large payloads
- Solid bolted drawpipe
- Stable jockey wheel [2]
- Maintenance-free rubber axle with individual wheel suspension [3]
- Large safety lights with integrated rear fog light – the stable crossbeam provides effective protection for the lights
- Impact-resistant, recyclable plastic mudguard with wheel chock [4]
- Large tyres [5]
- Robust sliding drop legs, rear [6]

Body construction


- Multi-bonded, laminated white or grey plywood box – robust, weatherproof and colour-fast (can only be covered with special foil) [7]
- Aluminium cover mounted on the front wall can be raised to provide convenient access to the interior [8]
- Stable loading ramp [9] (incl. lifting device and compensation plate [10]) with espagnolette and non-slip strips [11]
- Stable, non-slip screen printed flooring – multi-bonded and waterproof [12]
- 4 solid lashing rings bolted securely to screen printed flooring (maximum traction force of 250 kg)
- 2 robust manoeuvre handles

Accessories

Refer to pages 16-17 to view a comprehensive range of original Böckmann accessories.

Safe entrance:
Special non-slip strips are affixed to the stable loading ramp with lifting device and compensation plate. For safe, convenient loading and unloading.

Outstanding stability:
Sliding drop legs fitted as standard provide extra stability – even under unfavourable conditions.



Perfection on wheels.

Everything fits together! The plywood van trailer from the KT series with white or grey body (models with an internal height of 2020mm are only available with a white body) incorporates outstanding basic features: The structure is manufactured from robust double-web aluminium profiles and provides excellent stability. The internal dimensions are also excellent: The internal length of 4000mm provides plenty of space for large payloads, allowing you to perform every heavy-duty transport task practically and safely.

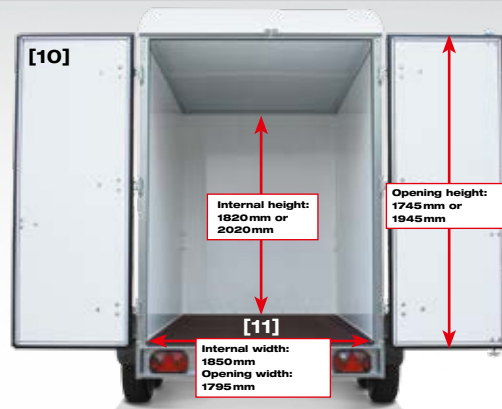


Illustration:
Plywood van trailer,
twin axle model,
braked



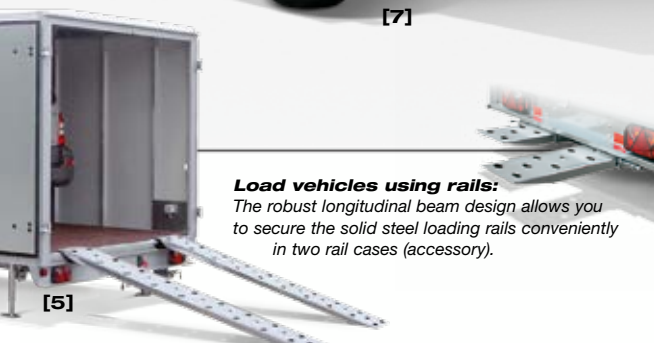
Choice of
1820mm or 2020mm
internal height

Extremely spacious:

The series offers large inner body dimensions (length of 4000mm, width of 1850mm and height of 1820mm or 2020mm). The extremely robust frame construction and easy handling help you make light work of even the toughest transport projects.



Van trailers with internal height of 1820mm are also available with a grey body.



Load vehicles using rails:
The robust longitudinal beam design allows you to secure the solid steel loading rails conveniently in two rail cases (accessory).

Basic equipment for plywood boxes, Box trailers, twin axle models

Chassis construction

- Stable frame construction made from double-web aluminium profiles [1]
- Low-bed version provides a low loading height
- Four longitudinal beams for a high degree of stability, suitable for large payloads
- Solid, type-tested V-drawbar bolted securely to the frame construction – for outstanding driving stability, quick and inexpensive to replace whenever necessary [2]
- Solid automatic jockey wheel for cranking up the trailer quickly and conveniently [3]
- Maintenance-free rubber axle with individual wheel suspension [4]
- Large safety lights with integrated rear fog light – the stable crossbeam provides effective protection for the lights [5]
- Impact-resistant, recyclable plastic mudguard [6]
- Large tyres [7]

Body construction

- Multi-bonded, laminated plywood box – robust, weatherproof and colour-fast with

an internal height of 1820mm and 2020mm (can only be covered with special foil) [8]

- Interior lighting for effective illumination, also at night
- Solid polyester roof [9]
- 2-wing door with espagnolette lock, robust hinges and rubber seals [10]
- Stable, non-slip screen printed flooring – multi-bonded and waterproof [11]
- 6 solid lashing rings bolted securely to screen printed flooring (maximum traction force of 250kg) [12]
- 2 robust manoeuvre handles [13]

Accessories

Refer to pages 16-17 to view a comprehensive range of original Böckmann accessories.



Quality through and through:

The solid automatic jockey wheel not only provides outstanding stability, it enables you to crank up the trailer quickly and conveniently.



Safe travelling:

The new lashing rings bolted securely to the screen printed flooring enable you to safely load securing (maximum traction force of 250kg).

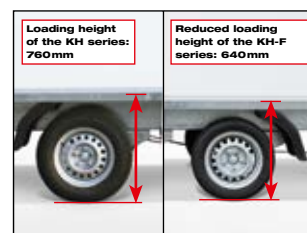

An overview of model variants

L x W x H (mm)	Total weight (kg)
4000 x 1850 x 1820	2700/3000
4000 x 1850 x 2020	2700/3000

See page 18 for additional technical data and the exact model designation. Your kind and competent Böckmann partner will gladly advise you.

Large. Larger. The KH series.

Designed for heavy-duty tasks: The platform trailer design of the KH series with white body. The largest version (KH 5121) allows you to transport huge loads on the road – up to a massive 20.7 m³! Needless to say, the large dimensions do not affect the handling of the trailer. All models in the KH series are also available with tyres (KH-F series) to reduce the loading height and increase loading comfort.



Greater loading comfort:

The low-profile tyres on the KH-F series make sure your trailer rides smoothly. The low loading height makes it easier to load and unload the trailer, while the low centre of gravity provides extra driving comfort.

Inviting benefits: Box platform trailer models are available with an internal height of 1680 or 1980 mm, depending on the relevant transport task. Trailers with an opening height of 1940 mm can easily accommodate bulky transport items.

Become a market leader:
The models from the KH and KH-F series are ideal trailer stalls. See page 14 for more top sellers that can help you with your business.


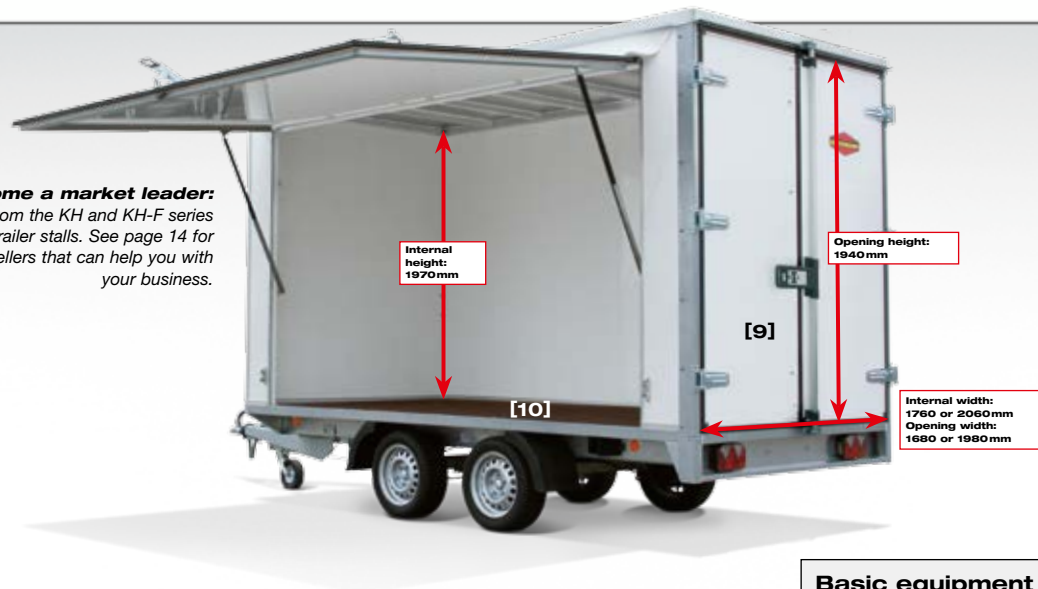


Illustration: KH series
Plywood van trailer,
twin axle model, braked



The twin axle models from the KH series are available with a white body.

Basic equipment for plywood boxes, platform trailers, twin axle models and platform trailer boxes with reduced loading height

Chassis construction

- Robust platform trailer construction made from special galvanised steel profiles with solid profiled steel bridge [1]
- Solid crossbeam construction for a high degree of stability, suitable for large payloads [2]
- Low-profile tyres ensure a low loading height (KH-F series)
- Solid, type-tested V-drawbar bolted securely to the frame construction – for outstanding driving stability, quick and inexpensive to replace whenever necessary [3]
- Solid automatic jockey wheel [4] for cranking up the trailer quickly and conveniently
- Maintenance-free rubber axle with individual wheel suspension [5]
- Large safety lights with integrated rear fog light – the stable crossbeam provides effective protection for the lights
- Impact-resistant, recyclable plastic mudguard [6]
- Large tyres [7]

Body construction

- Multi-bonded, laminated white plywood box – robust, weatherproof and colour-fast with an internal height of 1970mm (can only be covered with special foil) [8]
- Interior lighting for effective illumination, also at night
- 2-wing door with espagnolette lock, robust hinges and rubber seals [9]
- Stable, non-slip screen printed flooring – multi-bonded and waterproof [10]
- Solid lashing rings (KH/KH-F 5120 with 14 lashing rings, KH/KH-F 4120 with 10 lashing rings, KH/KH-F 3217 with 6 lashing rings) bolted securely to screen printed flooring (maximum traction force of 250 kg) [11]
- 2 robust manoeuvre handles [12]

Accessories

Refer to pages 16-17 to view a comprehensive range of original Böckmann accessories.



Clear to see:

The platform trailer construction consisting of robust crossbeams and a solid profiled steel bridge meets the most demanding professional requirements.



Safe transport:

The new lashing rings bolted securely to the screen printed flooring enable you to safe load securing (maximum traction force of 250 kg).



Sophisticated down to the finest detail:

The internal and external rubber seals on the wing doors provide a watertight seal. – Ideal protection against moisture.

An overview of model variants

L x W x H (mm)	Total weight (kg)
3200 x 1760 x 1970	2000/2700
4100 x 2060 x 1970	2700/3000
5100 x 2060 x 1970	2700/3000

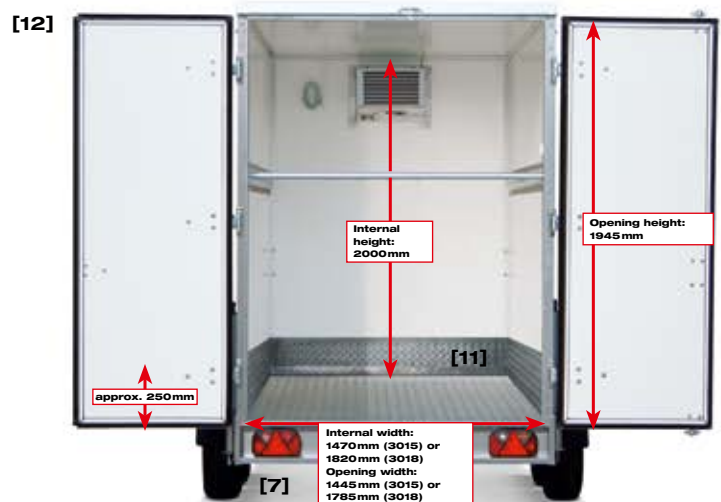
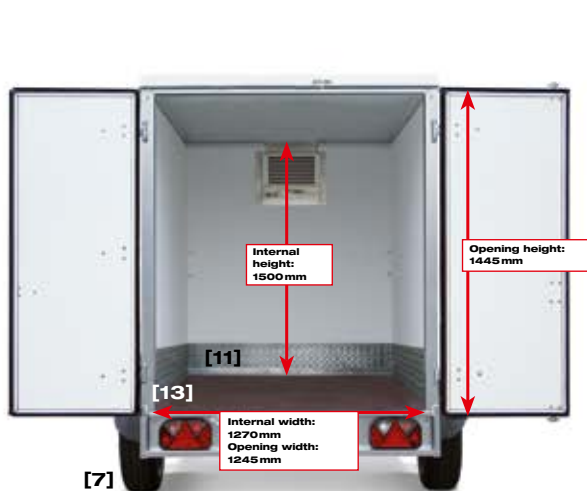
See page 18 for additional technical data and the exact model designation. Your kind and competent Böckmann partner will gladly advise you.

Keeping things cool: The KK series.

The universal trailer is constantly cool in use – as a mobile chill room for markets or events of any kind. The solid workmanship of the double-web aluminium profiles forms the ideal basis for guaranteeing a high degree of stability. The new metal-clad sandwich construction ensures that no energy is wasted, while efficient insulation in both the compact single axle trailer and large twin axle refrigerated trailer always maintains the correct chilling temperature. And the good price/performance ratio is also a real benefit!



Illustration: **KK series**
Refrigerated trailer,
twin axle model, braked.
Illustration with telescopic
crank support at front
(accessory).



Box trailers that leave nothing to be desired: Whether you choose a single axle model or one of our twin axle models – both offer a host of attractive features such as a robust door design with espagnolette lock, robust hinges and rubber seals that secure your transport items perfectly. Customise your trailer individually with original Bockmann accessories such as the locking bar and anchor rail. See pages 16–17 for more accessories.



Illustration: **KK series**
Refrigerated trailer, single axle model, braked. Illustration with telescopic crank drop leg in front (accessory).

Cutting-edge technology for the toughest demands:

The cooling unit is designed for a temperature range of +4 °C to +7 °C and fitted with a temperature control, on/off switch, high-performance evaporator and 230 volt power connection.

[15]



[4]

Quality through and through:

The automatic heavy-duty jockey wheel (max. load capacity of 500 kg) not only provides outstanding stability, it enables you to crank up the trailer quickly and conveniently.



[5]

Practical and robust:

The standard rear telescopic crank drop legs are bolted to the frame to offer extra stability.



[11]

Series protection:

The aluminium checker plates (approx. 250 mm high) on the front and sidewalls protect against extreme impact loads without sustaining damage.



Simply a cool idea:

The floor is fitted with aluminium checker plates (accessories) that offer additional insulation.

[10]

40mm thick:

The new metal-clad sandwich construction retains 20% more cool air than the previous model. The outer skin is coated with a special plastic lining that is weatherproof, waterproof and colour-fast.



Basic equipment for refrigerated trailers, Box trailers, single axle and twin axle models

Chassis construction

- Stable frame construction made from double-web aluminium profiles [1]
- Low-bed version provides a low loading height
- Two crossbeams (KK 2513), three crossbeams (KK 3015) and two longitudinal beams (KK 3018) for a high degree of stability, suitable for large payloads
- Solid bolted drawpipe (single axle models) [2]
- Solid, type-tested V-drawbar bolted securely to the frame construction (twin axle models) – for outstanding driving stability, quick and inexpensive to replace whenever necessary [3]
- Automatic heavy duty jockey wheel, 500 kg [4]
- 2 telescopic crank drop legs at rear, bolted to frame [5]
- Maintenance-free rubber axle with individual wheel suspension [6]
- Large safety lights with integrated rear fog light – the stable crossbeam provides effective protection for the lights [7]
- Impact-resistant, recyclable plastic mudguard [8]
- Large tyres [9]

Body construction

- 40 mm thick metal-clad sandwich construction provides efficient insulation [10]
- Chafing protection, internally on front and sidewalls, approx. 250 mm high made from aluminium checker plates [11]
- 2 interior lights (230 V/12 V) for effective illumination, also at night
- 2-wing door [12] with espagnolette lock, robust hinges, comfort handle and rubber seals
- Stable, non-slip screen printed flooring – multi-bonded and waterproof [13]
- 4 solid lashing rings (KT 2513) or 6 solid lashing rings (KK 3015 and KK 3018) bolted securely to screen printed flooring (maximum traction force of 250 kg)
- 2 robust manoeuvre handles [14]

Refrigeration unit

- Cooling system with high-performance evaporator, 230 volt power connection designed for temperature range of +4 °C to +7 °C [15]

Accessories

Refer to pages 16-17 to view a comprehensive range of original Böckmann accessories.

An overview of model variants


L x W x H (mm)	Total weight (kg)
2470 x 1270 x 1500/2000	1350/1500
2970 x 1470 x 2000	2000/2700
2970 x 1820 x 2000	2000/2700

See page 18 for additional technical data and the exact model designation. Your kind and competent Böckmann partner will gladly advise you.

Original Böckmann accessories: Driving comfort of automotive standards.

Discover the options: By popular request, a selected range of Böckmann van trailers with white or grey body is now available for fans of driving comfort of automotive standards. For the first time, the trailers combine the qualities of a genuine Böckmann professional trailer with driving comfort of automotive standards – ideal for the gentle transport of fragile items such as glass or electronic components. The coil spring chassis constructed

by the Westphalian Works of Franz Knoebel und Söhne KG was further developed under the supervision of Böckmann Fahrzeugwerke to create a world-class chassis of automotive standards. As a result, quality “Made in Germany” will in future continue to meet the high expectations of many users who appreciate a driving comfort of automotive standards.



What transforms a chassis into a world-class chassis of automotive standards (WCFplus)? It sets three standards in the transportation of fragile goods:

- Chassis:** Frame with individually suspended triangular control arms [1]
Maintenance-free coil springs [2] and adapted shock absorbers [3] ensure maximum driving safety and directionally stable riding behaviour
- Suspension:** Individual wheel suspension [4] – adapted perfectly to the shock absorbers, with triangular control arms
Extremely smooth riding behaviour
- Traction:** Outstanding directional stability
Maximum driving safety – even at high cornering speeds
Individual wheel suspension with coil springs same as on a passenger vehicle



Van trailers with internal height of 1820 mm are also available with grey body.

Illustration:
Plywood van trailer, low-loader, twin axle model, braked, with world-class chassis

WCF[®] PLUS




You have the choice:

The models from the KT series are available with a white or grey body (models with an inner height of 2020 mm only available with white body).

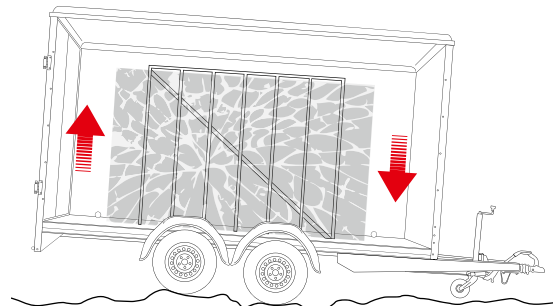
Illustration:
Plywood van trailer, low-loader,
single axle model, braked,
with world-class chassis

WCF[®] PLUS



Watertight arguments:

Overcoming every hurdle with ease: The world-class chassis (WCFplus) offers a driving comfort of automotive standards – even the most fragile of transport goods will survive every journey undamaged.



No compromises:

When travelling over uneven surfaces, conventional chassis are unable to absorb bumps properly – fragile transport goods may become damaged.

Basic equipment of plywood van trailer

Refer to pages 4-5 to view the comprehensive range of basic equipment for the plywood van trailers.



Exclusive from Böckmann - range of trailers with world-class chassis (WCFplus):

Driving comfort of automotive standards: Discover our selected range of low-loader models with aluminium or steel body [1], platform trailer models with standard or low loading height [2] as well as an exclusively selected range of horse trailers from the plywood, aluminium and polyester class [3].

Available for the following models

Plywood van trailers, single axle (Box trailers)	
L x W x H (mm)	Total weight (kg)
2515 x 1300 x 1520	1350
2515 x 1300 x 2020	1350
Plywood van trailers, twin axle models (Box trailers)	
L x W x H (mm)	Total weight (kg)
3015 x 1500 x 1820/2020	2000

See page 18 for additional technical data and the exact model designation. Your kind and competent Böckmann partner will gladly advise you.

We create practical showcase models Get in touch with us! We can turn your

Your kind and competent local Böckmann partner will gladly advise you.

Trailer stalls



Good prospects for your point of sale:
Our special solutions will make sure that you and your goods arrive safely.




Stand and deliver:
We can provide the right solution for any additional requests and make sure you receive the finished product as soon as possible.



For when business is booming:
The flap design is ideal for presenting products or use as a mobile platform.



Mobile solution for your sales ventures:
If your business has room to expand, we can install additional flaps to add an extra dimension to your sales approach.



A step in the right direction:
The solid retractable step provides easy access. Only one way to individually adapt your van trailer.

Become a market leader:
Are you looking to make the most out of your van trailer? We can develop your own personal point of sale in collaboration with you.

from theoretical requests: van trailer into a unique specimen.*

Individual solutions



Everything goes:
The individual flap designs can be configured to meet your own personal needs. Ask us!



A brilliant idea:

Special needs require special solutions. A special fire extinguisher unit was developed and installed in a van trailer for a fire protection company.



Perfect framework conditions:

Optional extras are all part of the service. We would be glad to design and manufacture a special box configuration for you!



Nothing standing in the way of your sales activities:

We are more than willing to design and manufacture special doors at your request.
Note: The door may touch the jockey wheel.

Painted finishes, illustrations and captions**



For ideas that stick:

We can decorate your van trailer according to your own personal specifications and wishes.




Recessed objects such as door fittings, lighting units, handles, windows, mudguards etc. must be taken into consideration when designing trailers. – Your Böckmann partner will gladly advise you!

** Only special foil can be affixed to plywood box (not refrigerated trailers). Your Böckmann partner will gladly advise you!

Small extras for enhanced comfort.

Your kind and competent local Böckmann partner will gladly advise you.

Loading equipment



Loading has never been easier:

An optional loading ramp (accessory that includes lifting device and compensation plate) can be installed instead of a wing door. Choose from one of three available surface coverings to ensure convenient, non-slip loading.


For all van trailers: Secure your steel or aluminium loading rails, e.g., original Böckmann aluminium loading rails, to the inside of the sidewall. Please consider the length of your van trailer when selecting the rails.

Width: 220 mm, 440 mm


Length: 1500 mm, 1850 mm, 2000 mm, 2500 mm

Load capacity*
500, 600, 700,
800, 2000 or
2750 kg per pair

For the KT series: The models with an internal length of 4000 mm are fitted with solid longitudinal beams. You can stow the robust steel loading rails conveniently and safely in two rail depositories.



For the KH series: Platform trailer models can be equipped with insertable aluminium loading rails.



For all van trailers: Any model can be equipped with original Böckmann motorbike rails.

Transport safety

Greater safety with Böckmann: Recessed lashing rings for securing your load safely.



Anything but bulky:

The locking bar engages quickly, easily and precisely in the anchor rail. – For maximum transport safety.



The perfect conclusion: The locking bar can be adapted individually to the transport goods via an anchor rail.



Insulated floor



Simply a cool idea: The floor is fitted with aluminium checker plates that offer additional insulation (KK models only).

Supports



Double the stability: Select either the extendible sliding drop legs [1] or swivelling, removable telescopic crank drop legs [2].

Swing-open flap



Open for business:

Apart from refrigerated trailers, all van trailer models can be fitted with a swing-open flap (with shock absorbers). See pages 14-15 for more design solutions.

Doors

Final alternatives:

Unless already installed as standard, your van trailer can be fitted with a 2-wing door with robust espagnolette lock and rubber seals in the place of a 1-wing door.



Open to practical ideas:

On request, we can integrate an additional door in the front or side to give quick access to the loading area.

Steps

Your platform for greater working comfort:

A corrugated aluminium step can be mounted on the V-drawbar to provide a stable surface when accessing the cooling unit or a flap.



Quality at every turn:

Enter the side door conveniently by installing a single folding step.

* Specified load capacities only apply for loading rails. Please always observe the permitted total weight or payload of your trailer before loading. – We recommend using the loading rails in combination with supports.

At a glance: Original Böckmann accessories.

	KT SERIES						KH SERIES			KK SERIES			
	KT 2113	KT 2513	KT 2513 K	KT 3015 M	KT 3015	KT 4018 M	KT 4018 H	KH 3218	KH 4121	KH 5121	KK 2513	KK 3015 H	KK 3018 H
Chassis													
Wheel shock absorber	■	■	■	■	■	■	■	■	■	■	■	■	■
Drawbar extension (on request)													
Spare wheels and holders	■	■	■	■	■	■	■	■	■	■	■	■	■
World-class chassis WCF^{PLUS} (details on page 12/13)	—	■	—	■	■	—	—	■	■	—	—	—	—
Box structure													
Aluminium checker plate on floor	■	■	■	■	■	■	■	■	■	■	■	■	■
Galvanised steel panel on floor	■	■	■	■	■	■	■	■	■	■	■	■	■
Swing-open flap	■	■	—	—	—	—	—	■	■	■	—	—	—
Door on side or front	■	■	—	—	—	—	—	■	■	■	■	■	■
2-wing with espagnolette lock	■	■	—	□	□	□	□	□	□	□	□	□	□
ISO floor with aluminium checker plate	—	—	—	—	—	—	—	—	—	—	■	■	■
Transport safety													
Anchor rail	■	■	■	■	■	■	■	■	■	■	■	■	■
Locking bar	■	■	■	■	■	■	■	■	■	■	■	■	■
Clothes hanger rod	■	■	—	■	■	■	■	■	■	■	—	—	—
Recessed lashing lugs	■	■	■	■	■	■	■	■	■	■	■	■	■
Loading rails													
Steel loading rails, insertable	—	—	—	—	—	■	■	—	—	—	—	—	—
Aluminium loading rails, insertable	—	—	—	—	—	—	—	■	■	■	—	—	—
Steel or aluminium loading rails secured to interior of sidewall or unmounted	■	■	—	■	■	■	■	■	■	■	■	■	■
Loading ramp instead of wing door, incl. lifting device and compensation plate (recommendation: also ramp cover aluminium checker plate, silicone or rubber lining)	■	■	□	—	■	—	■	■	■	■	■	■	■
Motorbike rails	■	■	■	■	■	■	■	■	■	■	■	■	■
Standing cycle rail with bracket	■	■	■	■	■	■	■	■	■	■	■	■	■
Supports													
Rear telescopic crank support	—	***	—	■	■	■	■	■	■	■	□	□	□
Sliding drop legs	■	■	□	■	■	■	■	—	—	—	■	■	■
Jockey wheels													
Jockey wheel****	□	□	□	—	□	—	—	—	—	—	—	—	—
Solid automatic jockey wheel****	■	■	■	□	■	□	□	□	□	□	—	—	—
Automatic heavy duty jockey wheel, 500 kg	—	—	—	—	—	—	—	—	—	—	■	■	■

□ Already basic equipment ■ Available as accessory — Not available

* Models with an internal height of 1520mm and a maximum width of 1300mm are fitted with a 1-wing door as standard – all other models with a 2-wing door





** The loading ramp is manufactured from solid plywood

*** Telescopic crank drop legs not available on twin axle models due to design constraints

**** All single axle models are fitted with a jockey wheel as standard, all twin axle models are fitted with a solid automatic jockey wheel as standard

Please refer to our price list for the complete accessories catalogue. Your kind and competent Böckmann partner will gladly advise you!

By professionals for professionals: Van trailers by Böckmann.

	Model	Inner body dimensions			Opening height mm	Opening width mm	Total weight kg	Payload kg
		Length mm	Width mm	Height mm				
<i>KT series</i> Plywood boxes, Box trailers, single axle models	 KT 2113/75*	2100	1300	1520	1445	1245	750	486
	KT 2113/135*	2100	1300	1520	1445	1245	1350	1067
	KT 2513/135* /15*	2515	1300	1520	1445	1245	1350/1500	1004/1142
	KT 3015/135* /15*	3015	1500	1520	1445	1445	1350/1500	890/1020
	KT 3015/135 M* /15 M*	3015	1500	1820	1745	1445	1350/1500	860/950
	KT 2513/135 H*	2515	1300	2020	1945	1245	1350	967
	KT 3015/135 H*	3015	1500	2020	1945	1445	1350	830
	KT 3015/15 H*	3015	1500	2020	1945	1445	1500	980
	KT 2513/135 K*	2515	1300	1690	2480**	1240	1350	870
	<i>KT series</i> Plywood boxes, Box trailers, twin axle models	 KT 2513/20*	2515	1300	1520	1445	1245	2000
KT 2513/20 H*		2515	1300	2020	1945	1245	2000	1484
KT 3015/20 M* /27 M*		3015	1500	1820	1745	1445	2000/2700	1437/2105
KT 3015/20 H* /27 H*		3015	1500	2020	1945	1445	2000/2700	1394/2089
KT 4018/27 M* /30 M*		4000	1850	1800	1745	1795	2700/3000	1898/2110
KT 4018/27 H*		4000	1850	2020	1945	1795	2700	1788
KT 4018/30 H*		4000	1850	2000	1945	1795	3000	2079
<i>KH series</i> Plywood boxes, platform trailers twin axle models	 KH 3218/20* /27*	3200	1760	1970	1940	1680	2000/2700	1190/1875
	KH 3218/20* /27 F*	3200	1760	1970	1940	1680	2000/2700	1160/1850
	KH 4121/27* /30*	4100	2060	1970	1940	1980	2700/3000	1680/1945
	KH 4121/27* /30 F*	4100	2060	1970	1940	1980	2700/3000	1704/1930
	KH 5121/27* /30*	5100	2060	1970	1940	1980	2700/3000	1530/1790
	KH 5121/27* /30 F*	5100	2060	1970	1940	1980	2700/3000	1520/1780
<i>KK series</i> Refrigerated trailers, Box trailers, single axle and twin axle models	 KK 2513/135	2480	1270	1520	1445	1245	1350	936
	KK 2513/15	2480	1270	1520	1445	1245	1500	1070
	KK 2513/15 H	2480	1270	1950	1445	1245	1500	1080
	KK 3015/20 H /27 H	2985	1470	1950	1945	1445	2000/2700	1365/2045
	KK 3018/20 /27	2970	1820	1980/2000	1980	1785	2000/2700	1284/1984

* Only special foil can be affixed to plywood boxes. Your Böckmann partner will gladly advise you!

** Opening height with aluminium cover raised. The opening height with the aluminium cover closed is 1690 mm.

Adding accessories increases the unladen weight (basic weight) and reduces the payload.

Subject to design and equipment changes. Weights and dimensions are approximate and may change when equipment is added, not all illustrations show the basic equipment version. Please refer to our price list for the complete accessories catalogue. Your Böckmann partner will gladly advise you! Discover other Böckmann transport solutions:



Horse trucks



Horse trailers



Platform trailers



Box trailers



Tipping trailers



Vehicle transporters



Plant trailers



Cattle trailers

Your Böckmann partner
for consultation and service:

